
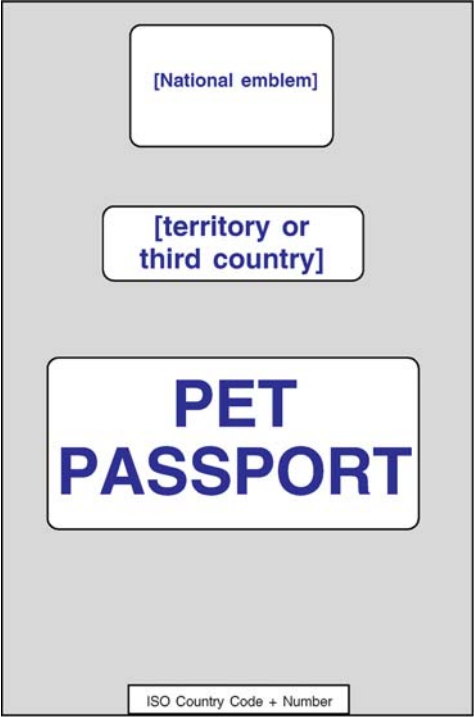


**Model of passport issued in one of the territories or third countries listed in
Part 1 of Annex II to this Regulation**

PART 3



[European Union]
[territory or third country]
PET PASSPORT
ISO Country Code + Number
Page 1 out of X

Explanatory notes for completing the passport

ISO Country Code + Number

Explanatory notes for completing the passport

- Section VI: only required where the animal re-enters the Union/... after a movement to certain territories or third countries in accordance with EU animal health legislation (to be completed before the animal leaves the Union/...).
- Section VII: only required before movement into certain Member States/... in accordance with EU animal health legislation.
- Section VIII to XI: may be required by territories or third countries of destination which accept the passport.
- Section X: only required where the animal is accompanied by a health certificate in accordance with EU animal health legislation.
- Section XII: additional information required under national legislation.

ISO Country Code + Number

I. DETAILS OF OWNERSHIP

1. Name: _____
Surname: _____
Address: _____

Post-Code: _____
City: _____
Country _____
Telephone number*: _____
Signature: _____
2. Name: _____
Surname: _____
Address: _____

Post-Code: _____
City: _____
Country _____
Telephone number*: _____
Signature: _____

* optional

ISO Country Code + Number

II. DESCRIPTION OF ANIMAL

PICTURE OF THE ANIMAL
(optional)

1. Name*: _____
2. Species: _____
3. Breed*: _____
4. Sex: _____
5. Date of Birth*: _____
6. Colour: _____
7. Any notable or discernable features or characteristics: _____

* as stated by owner

ISO Country Code + Number

III. MARKING OF ANIMAL

1. Transponder alphanumeric code

2. Date of application or reading* of the transponder

3. Location of the transponder

4. Tattoo alphanumeric code

5. Date of application/date of reading of the tattoo
_____ / _____
6. Location of the tattoo

The marking must be verified before any new entry is made on this passport

* delete as necessary

ISO Country Code + Number

IV. ISSUING OF THE PASSPORT	
Name of the authorised veterinarian: _____	
Address: _____	
Post-code: _____	
City: _____	
Country: _____	
Telephone number: _____	
E-mail address: _____	
Date of issuing: _____	
<div style="border: 1px dashed blue; padding: 10px; width: fit-content; margin: 0 auto;"> STAMP & SIGNATURE </div>	
<div style="border: 1px solid black; padding: 2px; width: fit-content; margin: 0 auto;"> ISO Country Code + Number </div>	

V. VACCINATION AGAINST RABIES					
ISO Country Code + Number	MANUFACTURER & NAME OF VACCINE	BATCH NUMBER	VACCINATION		AUTHORISED VETERINARIAN
			DATE ¹		
			VALID FROM ²		
			VALID UNTIL ³		
			1		*
			2		
			3		
				1	*
				2	
				3	

* At least name, address, telephone number and signature.

ISO Country Code + Number		1	*
		2	
		3	
		1	*
		2	
		3	
		1	*
		2	
		3	

* At least name, address, telephone number and signature.

ISO Country Code + Number	VI. RABIES ANTIBODY TITRATION TEST	
	I, the undersigned, confirm that I have seen an official record stating that the rabies antibody titration test performed at an EU-approved laboratory on a sample of blood collected on the date mentioned below from the above described animal proved a response to anti-rabies vaccination at a level of serum neutralising antibody equal to or greater than 0.5 IU/ml.	
	Sample collected on: _____	
	Name of the authorised veterinarian: _____	
	Address: _____	
	Telephone number: _____	
	Date: _____	
	<div style="border: 1px dashed black; padding: 5px; text-align: center;"> STAMP & SIGNATURE </div>	

IN CASE OF A FURTHER TEST	
ISO Country Code + Number	<p>I, the undersigned, confirm that I have seen an official record stating that the rabies antibody titration test performed at an EU-approved laboratory on a sample of blood collected on the date mentioned below from the above described animal proved a response to anti-rabies vaccination at a level of serum neutralising antibody equal to or greater than 0.5 IU/ml.</p> <p>Sample collected on: _____</p> <p>Name of the authorised veterinarian: _____</p> <p>Address: _____</p> <p>Telephone number: _____</p> <p>Date: _____</p> <p style="text-align: right;">STAMP & SIGNATURE</p>

VII. ANTI-ECHINOCOCCUS TREATMENT		
MANUFACTURER & NAME OF PRODUCT	DATE ¹ TIME ²	VETERINARIAN
ISO Country Code + Number	1 _____	STAMP & SIGNATURE
	2 _____	
	1 _____	STAMP & SIGNATURE
	2 _____	
	1 _____	STAMP & SIGNATURE
	2 _____	

ISO Country Code + Number		1	STAMP & SIGNATURE
		2	
		1	STAMP & SIGNATURE
		2	
		1	STAMP & SIGNATURE
	2		
	1	STAMP & SIGNATURE	
	2		
	1	STAMP & SIGNATURE	
	2		

VIII. OTHER ANTI-PARASITE TREATMENTS		
MANUFACTURER & NAME OF PRODUCT	DATE ¹ TIME ²	VETERINARIAN
	1	STAMP & SIGNATURE
	2	
	1	STAMP & SIGNATURE
	2	
	1	STAMP & SIGNATURE
	2	

ISO Country Code + Number		1	STAMP & SIGNATURE
		2	
		1	STAMP & SIGNATURE
		2	
		1	STAMP & SIGNATURE
2			
	1	STAMP & SIGNATURE	
	2		
	1	STAMP & SIGNATURE	
	2		

IX. OTHER VACCINATIONS			
MANUFACTURER & NAME OF VACCINE	BATCH NUMBER	VACCINATION DATE ¹ VALID UNTIL ²	VETERINARIAN
		1	STAMP & SIGNATURE
		2	
		1	STAMP & SIGNATURE
		2	
		1	STAMP & SIGNATURE
		2	

ISO Country Code + Number		1	STAMP & SIGNATURE
		2	
		1	STAMP & SIGNATURE
		2	
		1	STAMP & SIGNATURE
2			
	1	STAMP & SIGNATURE	
	2		
	1	STAMP & SIGNATURE	
	2		

X. CLINICAL EXAMINATION		
DECLARATION	DATE	AUTHORISED VETERINARIAN
The animal shows no signs of diseases and is fit to be transported for the intended journey		
The animal shows no signs of diseases and is fit to be transported for the intended journey		
The animal shows no signs of diseases and is fit to be transported for the intended journey		
The animal shows no signs of diseases and is fit to be transported for the intended journey		

* At least name, address, telephone number and signature.

XI. LEGALISATION

LEGALISING BODY

DATE _____

**STAMP/
SIGNATURE**

ISO Country Code + Number

STAMP &
SIGNATURE

STAMP &
SIGNATURE



STAMP &
SIGNATURE

STAMP & SIGNATURE

XII. OTHERS

ISO Country Code + Number

[illegible]



PART 4

Additional requirements concerning the passport issued in one of the territories or third countries listed in Part 1 of Annex II to this Regulation

1. Format of the passport:

The dimension of the passport shall be 100 × 152 mm.

2. Cover of the passport:

(a) front cover:

- (i) colour: PANTONE® monochrome and national emblem in the upper quarter;
- (ii) the ISO country code of the territory or third country of issue followed by a unique alphanumeric code (indicated as 'number' in the model of passport set out in Part 3), shall be printed on the bottom;

(b) inside front cover and inside back cover: colour white;

(c) back cover: colour PANTONE® monochrome.

3. Sequences of the headings and numbering of pages of the passport:

- (a) the sequence of the headings (with the roman numbers) must be strictly respected;
- (b) the pages of the passport shall be numbered at the bottom of each page in the following format: 'x out of n', where x is the current page and n is the total number of pages of the passport;
- (c) the ISO country code of the territory or third country of issue followed by a unique alphanumeric code shall be printed on each page of the passport;
- (d) the number of pages and the size and shape of the boxes in the model of passport set out in Part 3 are indicative.

4. Languages:

All printed text shall be in the official language(s) of the territory or third country of issue and in English.

5. Security features:

- (a) after the required information has been entered in Section III of the passport, a transparent adhesive laminate shall seal the page;